Planiranje

Položaj bušenja

* Dubina bušenja 5 mm

** Alternativno bušenje

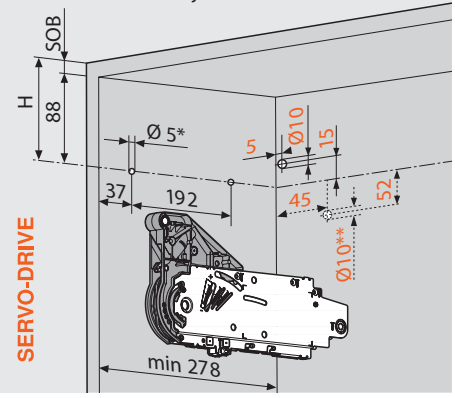

SOB Debljina gornje stranice korpusa

5 x vijci za šperploču Ø 4 x 35 mm

Rupa za SERVO-DRIVE kabel razdjelnika samo s lijeve strane

Potreban prostor

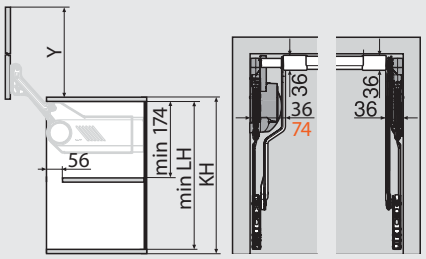

SERVO-DRIVE

KH Visina korpusa

LH Svijetla visina korpusa

Komplet mehanizma poluga		Min. LH (mm)*	Y (mm)*
Standard	SERVO-DRIVE		
20L3200.06	21L3200.01	262.0	264.0
20L3500.06	21L3500.01	312.0	352.0
20L3800.06	21L3800.01	362.0	440.0
20L3900.06	21L3900.01	412.0	529.0

* Masa prevučena na razmak dolje = 0 mm

Položaj fronte

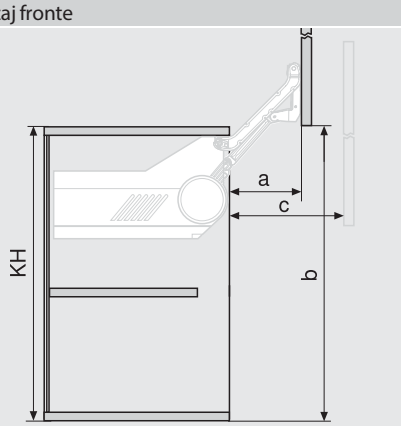

Komplet mehanizma poluga		a (mm)	b (mm)*	c max. (mm)
Standard	SERVO-DRIVE			
20L3200.06	21L3200.01	114.0	257.0	159.0
20L3500.06	21L3500.01	146.0	345.0	209.0
20L3800.06	21L3800.01	178.0	433.0	259.0
20L3900.06	21L3900.01	210.0	522.0	309.5

* Masa prevučena na razmak dolje = 0 mm

Obrada fronti – drvene fronte i široki aluminijski okviri

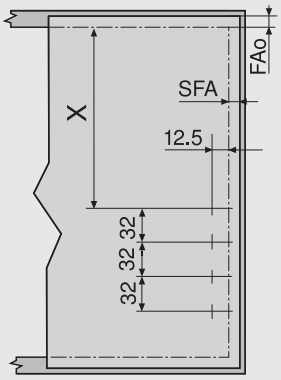

FAo Otvaranje fronte gore

SFA Bočno otvaranje fronte

Graničnik na zidu: Potreban minimalni razmak 5 mm

Obrada fronti – uski aluminijski okviri

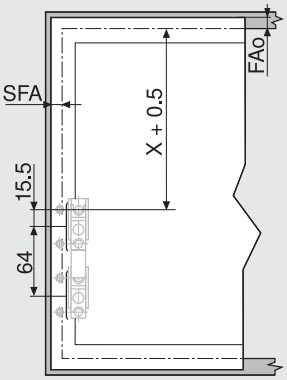

Komplet mehanizma poluga		X (mm)
Standard	SERVO-DRIVE	
20L3200.06	21L3200.01	153
20L3500.06	21L3500.01	203
20L3800.06	21L3800.01	253
20L3900.06	21L3900.01	303

Planiranje – uski aluminijski okviri

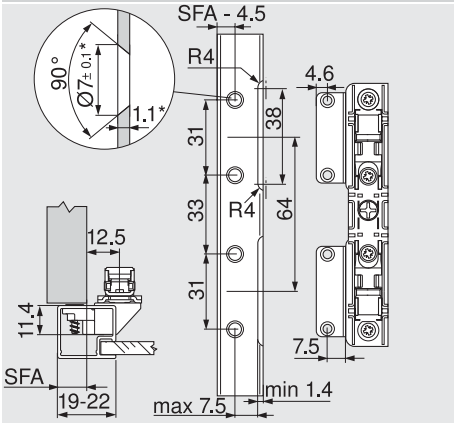

* U slučaju promjene debljine materijala prilagodite dimenzije obrade

Kod okvira širine 19 mm moguće je bočno otvaranje fronte SFA od 11 - 18 mm

Mjesto potrebno za ukrasni vijenac/bočnicu

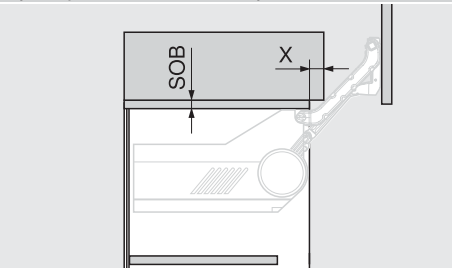

Debljina gornje stranice SOB (mm)	X (mm)
16	28
18	30
19	31
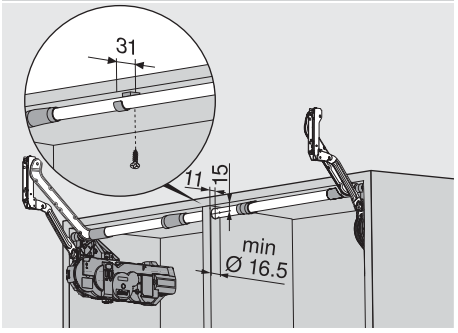
Spojni dio