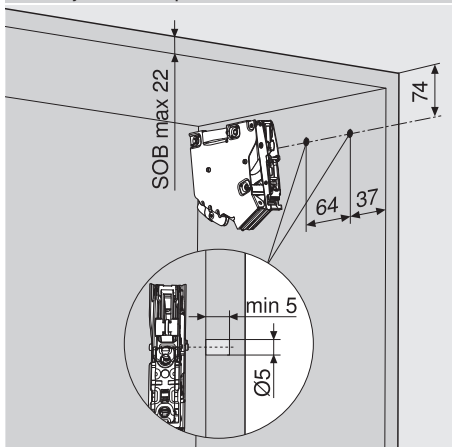


Drvene fronte, široki i uski aluminijски okviri

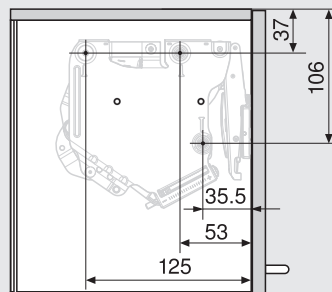
Planiranje

Položaj utičnih čepova



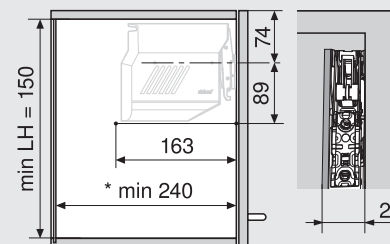
SOB Debljina gornje stranice korpusa

Položaj pričvršćivanja



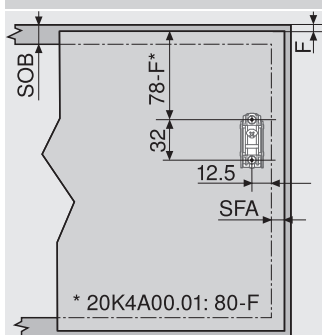
3 x vijci za ivericu Ø 4 x 35 mm

Potreban prostor



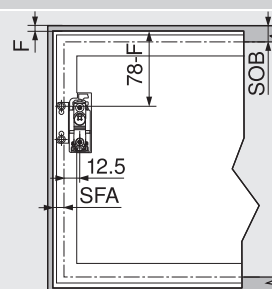
* Min. 240 mm s vidljivim elementom za vješanje ormara

Obrada fronti – drvene fronte i široki aluminijски okviri



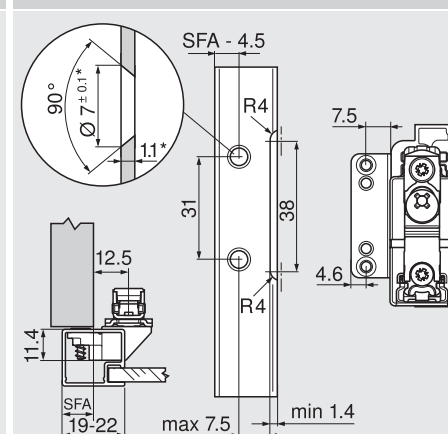
Za drvene fronte upotrebljavajte 2 vijka za ivericu (609.1x00). Za široke aluminijске okvire upotrebljavajte 2 vijka za lim s upuštenom glavom (660.0950)

Obrada fronti – uski aluminijски okviri



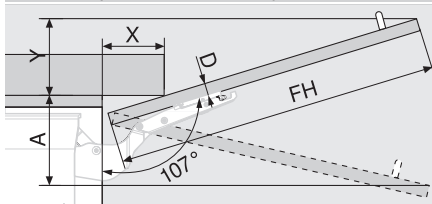
SOB Debljina gornje stranice korpusa
F Fuga
SFA Bočno otvaranje fronte

Planiranje – uski aluminijски okviri



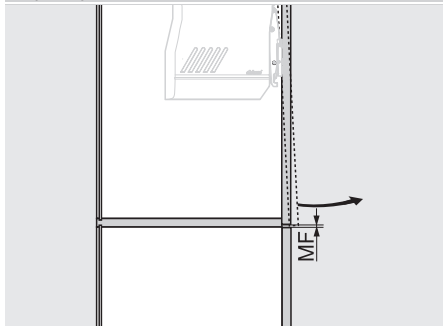
* U slučaju promjene debljine materijala prilagodite dimenzije obrade
Kod okvira širine 19 mm moguće je bočno otvaranje fronte SFA od 11–18 mm

Potreban prostor – ukrasni vijenac/bočnica



D (mm)	16	19	22	26	-
X (mm)	70	59	49	35	-
Graničnik kuta otvaranja	Potreban prostor (mm)				
Bez	$Y = FH \times 0.29 - 15 + D$				
100°	$Y = FH \times 0.17 - 15 + D$				
75°	$A = FH \times 0.26 + 15 - D$				

Najmanji bočni razmak



MF Najmanji bočni razmak 2 mm