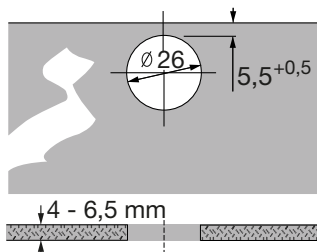
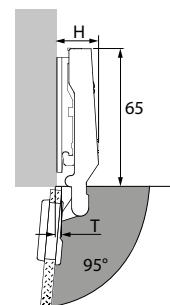


Fuga minima per anta

Spessore anta mm	Distanza C scodellino mm	
	5,5	6,0
4,0	0,0	0,0
5,0	0,0	0,0
5,5	0,0	0,0
6,0	0,0	0,0
6,5	0,0	0,0



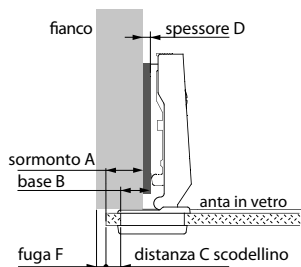
Ingombri interni / profondità di montaggio



Ingombro interno cerniera H / ingombro interno anta T con spessore D = 0 mm e distanza C scodellino = 5,5 mm

Tipo di battuta	H mm	T mm
in battuta	19,0	4,0
in mezza battuta	23,0	12,5
a filo	29,5	19,0

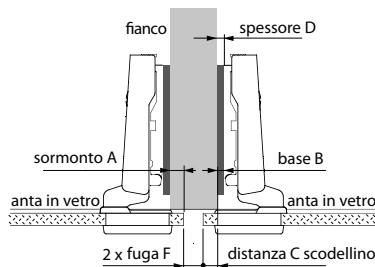
in battuta



Spessore D = C + B - A
= distanza C scodellino + 11 mm - sormonto A

Sormonto mm	Distanza C scodellino mm	
	5,5	6,0
Spessore D mm		
9	7,5	8,0
10	6,5	7,0
11	5,5	6,0
12	4,5	5,0
13	3,5	4,0
14	2,5	3,0
15	1,5	2,0
16	0,5	1,0
16,5	0,0	0,5

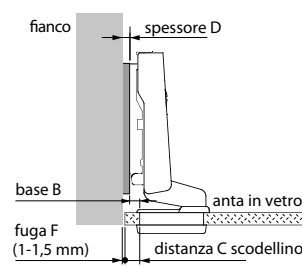
in mezza battuta



Spessore D = C + B - A
= distanza C scodellino + 2,5 mm - sormonto A

Sormonto mm	Distanza C scodellino mm	
	5,5	6,0
Spessore D mm		
0	8,0	8,5
1	7,0	7,5
2	6,0	6,5
3	5,0	5,5
4	4,0	4,5
5	3,0	3,5
6	2,0	2,5
7	1,0	1,5
7,5	0,5	1,0
8	0,0	0,5

a filo



Spessore D = C + B + F
= distanza C scodellino - 4 mm + fuga F

Fuga mm	Distanza C scodellino mm	
	5,5	6,0
Spessore D mm		
1,0	2,5	3,0
1,5	3,0	3,5