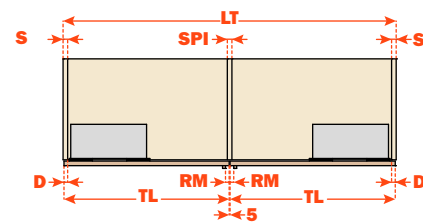
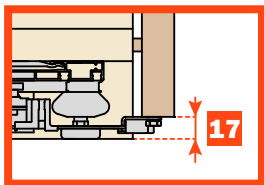
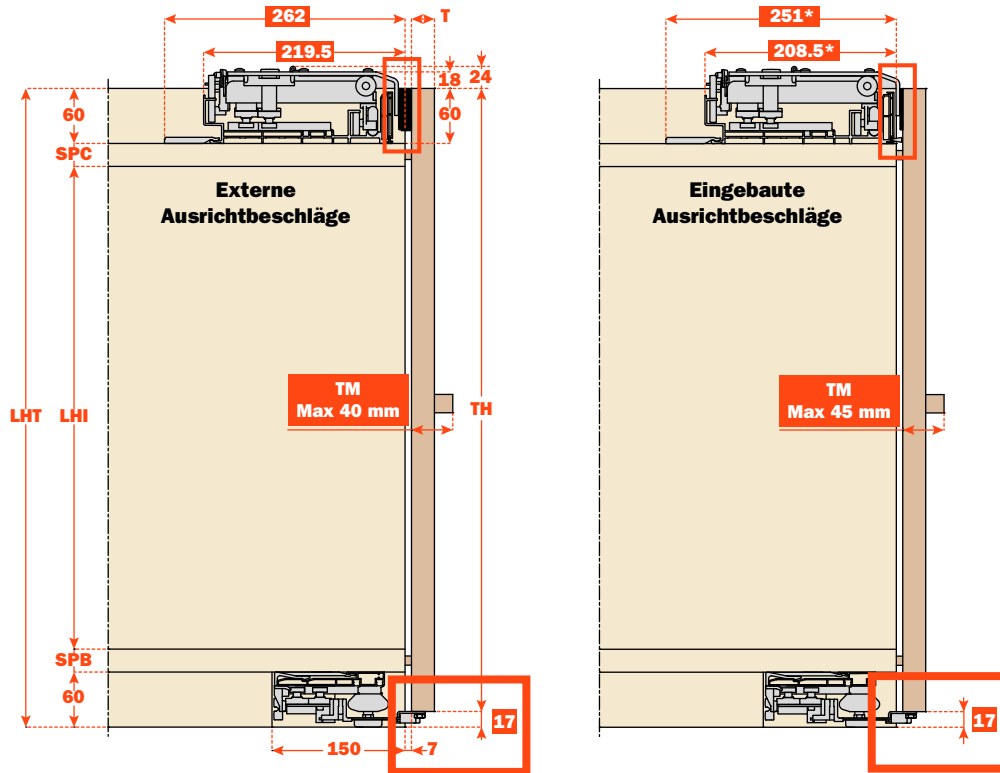
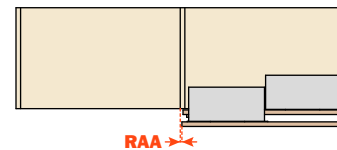
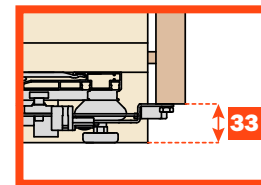
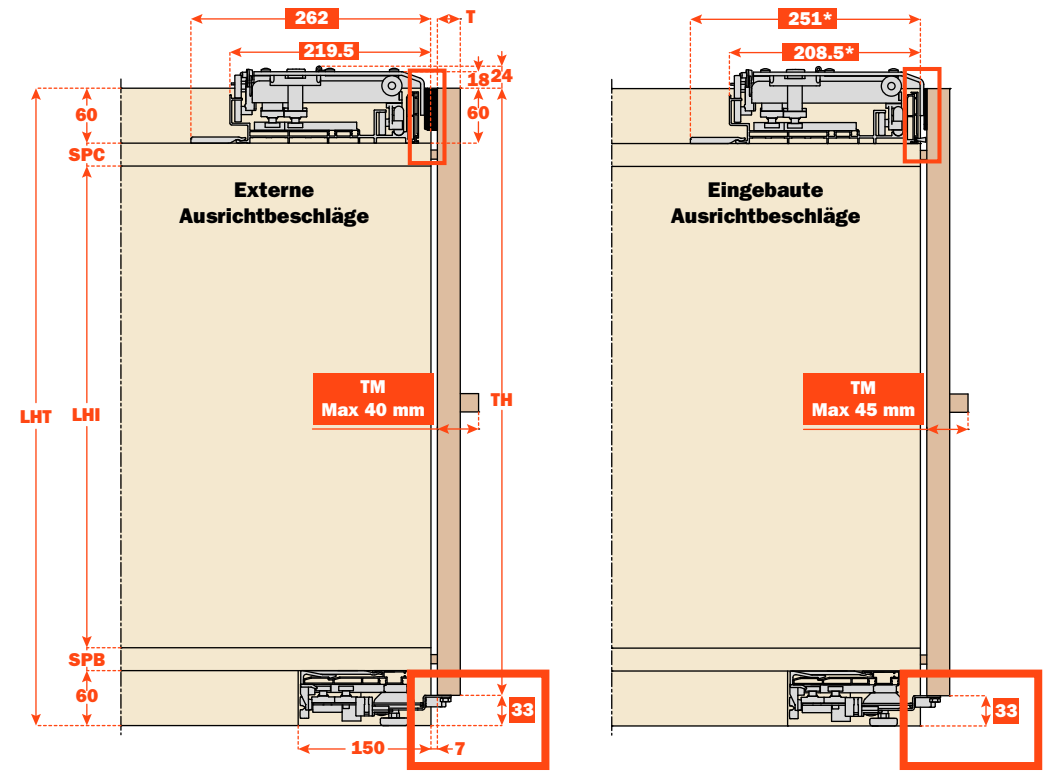


# Slider M50

□ Typ 17

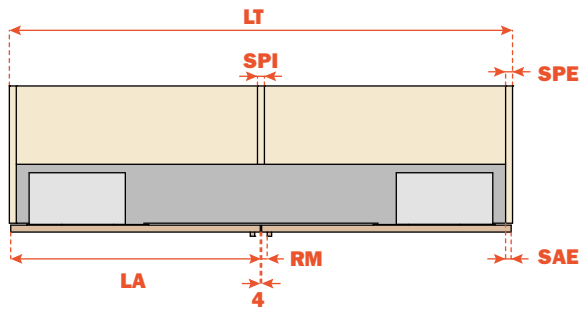


□ Typ 33

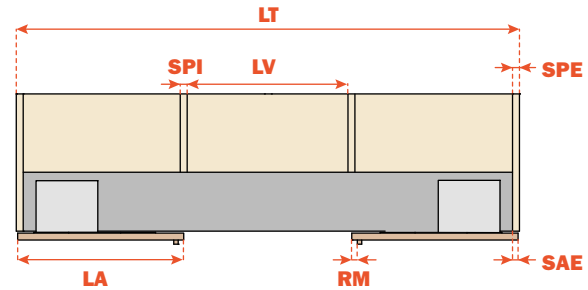


# Slider M50

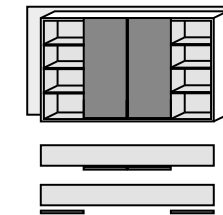
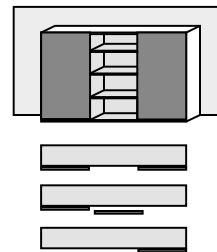
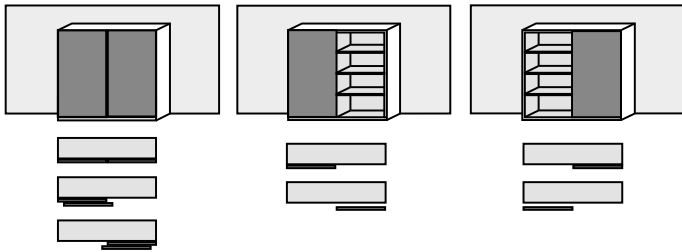
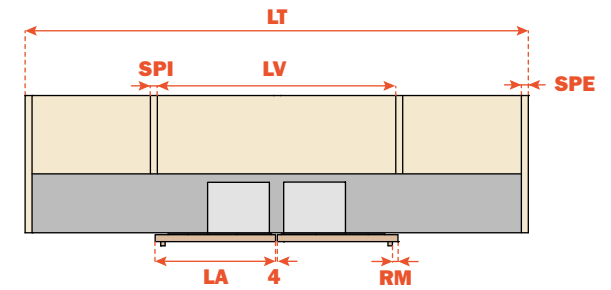
- Standard**
- One Links**
- One Rechts**



- Step**



- Reverso**



<b>LHT</b>	Gesamtes Schrankkorpushöhenmass (mm)	
<b>SPC</b>	Stärke Oberboden (mm) • <b>min 18mm</b>	
<b>LHI</b>	Lichte Innenhöhe (mm)	
<b>SPB</b>	Stärke Unterboden (mm)	
<b>TM</b>	Türstärke + Griff (mm) • <b>min 18mm - max 40mm/45mm Eingebaute Ausrichtbeschläge</b>	
<b>TH</b>	Türhöhe (mm) • <b>max 3000mm</b>	
<b>FS</b>	Raumbedarf Stellfuß ab Seitenwand (mm)	
<b>FF</b>	Raumbedarf Stellfuß ab Frontblende (mm)	
<b>SPI</b>	Stärke Mittelseite (mm) • <b>min 18mm</b>	
<b>S</b>	Stärke Aussenseite (mm)	
<b>TL</b>	Türbreite (mm) • <b>min 800mm - max 2000mm</b>	
<b>LT</b>	Gesamtes Schrankkorpusbreitenmass (mm)	
<b>RM</b>	Griffabstand von seitlicher Kante (mm) • <b>min 10mm</b>	
<b>D</b>	Türauflage vor Aussenseiten (mm)	
<b>LV</b>	Lichte Innenbreite (mm)	
<b>T</b>	Türstärke (mm)	

Name
Firma
Datum
Projekt
Notizen