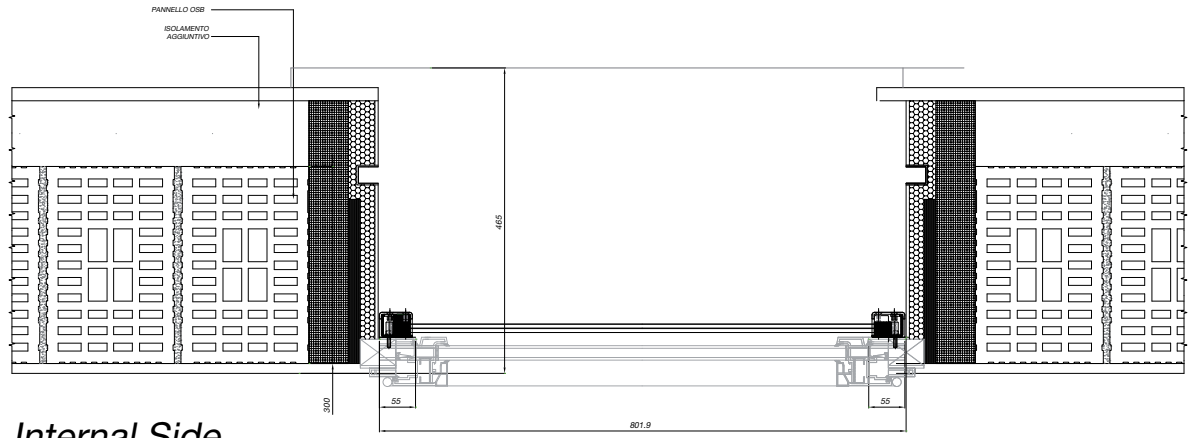
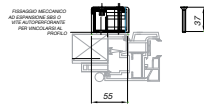


External Side

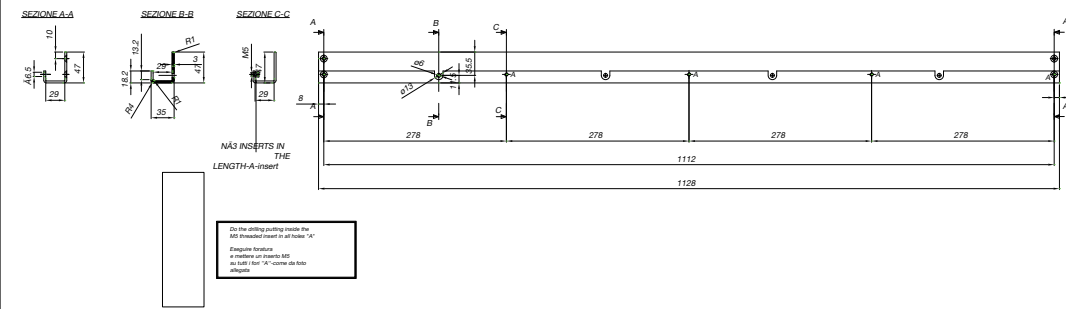


Internal Side



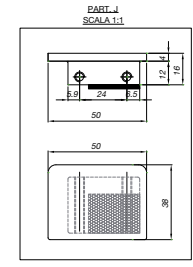
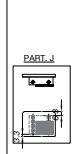
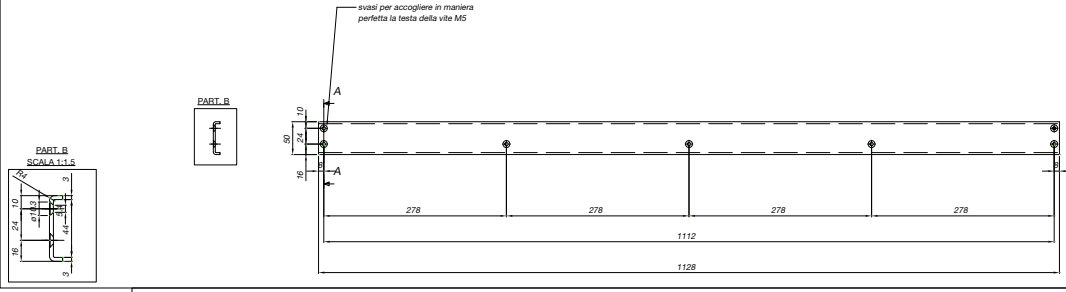
NÄ2 pieces

B- INTERNAL FIXING PLATE



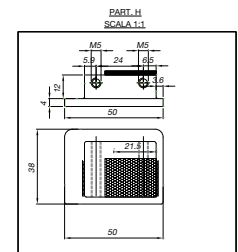
NÄ2 pieces

C- EXTERNAL FIXING PLATE



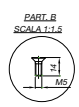
TOP END CAP  
LEFT-BOTTOM END CAP  
RIGHT - NÄ2 PZ  
E2200600-C3

E2200600-C3-1 - BASE TAPPO +  
E2200600-C3-2 - CORPO TAPPO



BOTTOM END CAP  
LEFT-TOP END CAP  
RIGHT - NÄ2 PZ  
E2200600-C4

E2200600-C4-1 - BASE TAPPO +  
E2200600-C4-2 - CORPO TAPPO



NÄ 16 SCREWS  
MSX14mm  
(ESM521) - DIN  
7991 - A2



NÄ6 SCREWS M5X20mm  
(ESM545) - DIN 7991  
- A2

