Planiranje

Tvornički podešene dimenzije spojnica i izračun širine razmaka (udaljenost podloška = 0 mm)

Uskakanje vrata pri kutu punog otvaranja

Kutno pričvršćivanje vratnog krila

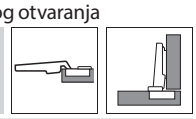

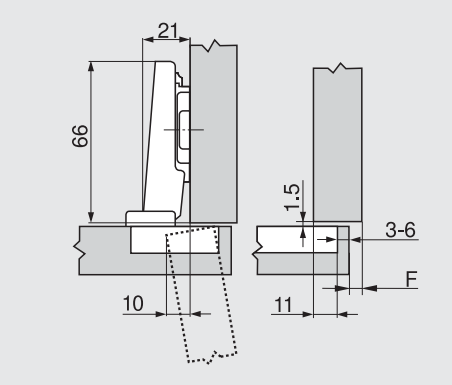

Središnje pričvršćivanje krila

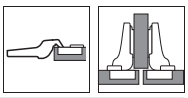

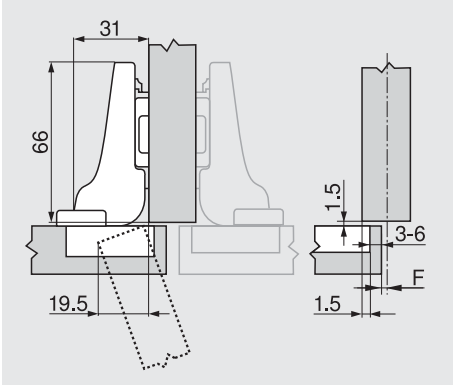

Pričvršćivanje vratnog krila unutar stranica korpusa

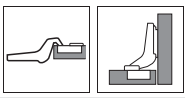

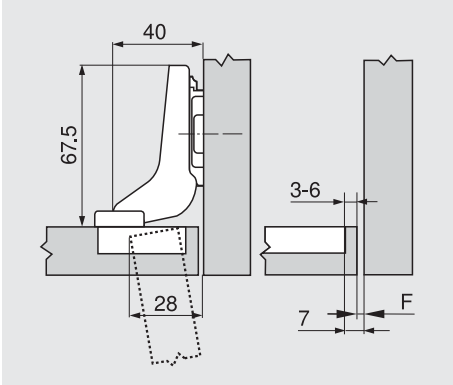

F Fuga

Položaj u kojem se podložak pričvršćuje vijcima potrebno je pomaknuti unazad za debljinu vrata + 1.5 mm

Udaljenost čašice

	Otvaranje fronte												
	5	6	7	8	9	10	11	12	13	14	15	16	17
0										3	4	5	6
3							3	4	5	6			
6				3	4	5	6						
9	3	4	5	6									
Podložak													

	Otvaranje fronte												
	-4.5	-3.5	-2.5	-1.5	-0.5	0.5	1.5	2.5	3.5	4.5	5.5	6.5	7.5
0										3	4	5	6
3							3	4	5	6			
6				3	4	5	6						
9	3	4	5	6									
Podložak													

	Otvaranje fronte												
										-4	-3	-2	-1
0										3	4	5	6
3													
6													
9													
Podložak													

Najmanji bočni razmak (F) za fronte s polumjerom fronte (R = 1 mm), tvorničke postavke

Udaljenost čašice TB	Debljina fronte FS 16	18	19	20	21	22	24	26	28	30	31	32
3	0.5	1.0	1.3	1.6	2.1	2.7	4.3	Preporučujemo vam pokus s otvaranjem				
4	0.5	0.9	1.2	1.5	2.0	2.5	3.9					
5	0.5	0.9	1.2	1.4	1.8	2.3	3.6					
6	0.5	0.8	1.1	1.4	1.7	2.2	3.3					
-												
Dodatno kod + 2 mm bočno podešavanje												
	+ 0.1	+ 0.2	+ 0.2	+ 0.3	+ 0.3	+ 0.3	+ 0.3					

Postava

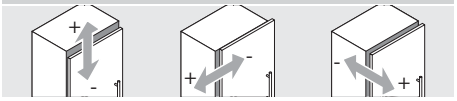

Max. ± 3.0 mm	± 2.0 mm	+ 3.0 mm
Pogledajte pod - loške		- 2.0 mm

Montaža pričvršćivanjem vijcima

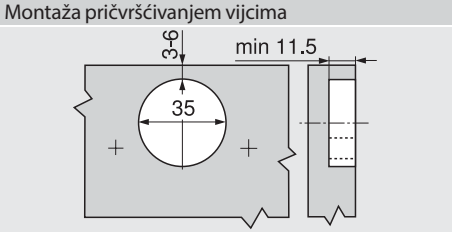

INSERTA/montaža utiskivanjem

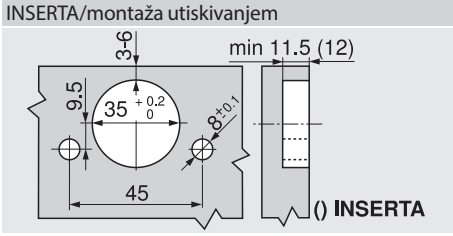
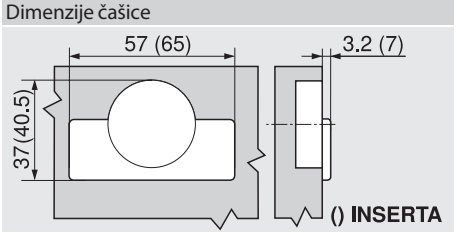
Dimenzije čašice