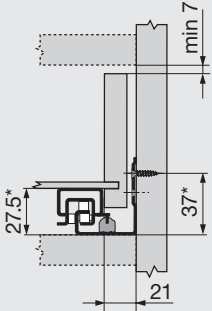
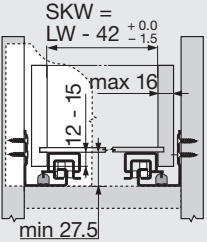
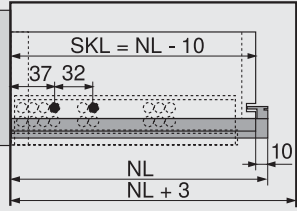
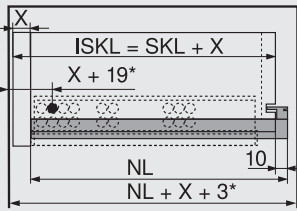
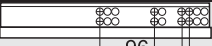
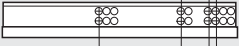
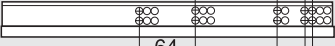



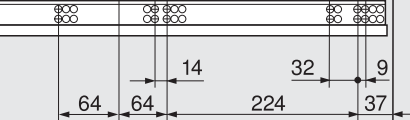


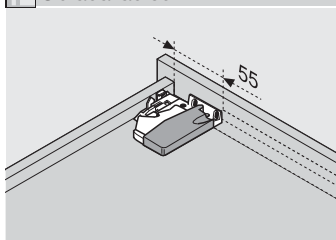
Planiranje			
Potreban prostor u korpusu	Ladica/unutarnja ladica	Ladica	Unutarnja ladica
* + 1 mm s TIP-ON	SKW Svijetla širina ladice LW Svijetla širina korpusa	SKL Duljina ladice NL Nazivna duljina	ISKL Duljina unutarnje ladice SKL Duljina ladice NL Nazivna duljina * Dodatno + 3 mm s funkcijom TIP-ON
			

Položaj vijaka vodilica koje se pričvršćuju na korpus

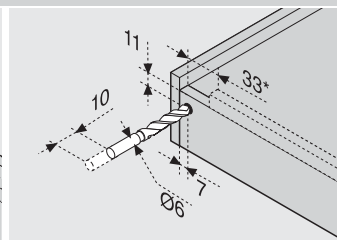
Nazivna duljina NL (mm)

250, 270	
300 - 380	
400, 420	
450, 480	
500 - 550	
580, 600	
650 - 750	

Obrada ladice



Primijeniti šablonu za bušenje
103 357 069



* 85 mm s TIP-ON
Primijeniti šablonu za bušenje
103 357 069